

**LAMBRIGHT**

DESIGNS

*PORTFOILO 2026*

# *Nate Lambright*



## *About ME*

I am a Virginia-based digital artist and designer with an Associate of Applied Science degree in Graphic and Media Design at Virginia Peninsula Community College, with a graduation date of May 2026. My work focuses on typography, vector illustration, and motion graphics, with additional creative interests in photography and visual storytelling. I primarily create using Adobe Illustrator, Adobe Photoshop, Adobe InDesign, and Adobe After Effects.


My artistic style is bold, expressive, and constantly evolving, often blending chaotic, playful, dark, and unconventional influences. As an artist living with cerebral palsy, I see art as both a creative outlet and a form of freedom—allowing me to communicate ideas, emotions, and identity in ways that feel unrestricted.

I was honored to receive an award in Digital Art at the Student Art Show for my piece Super Font Bros, and I continue to push my creative boundaries with every project. My long-term goal is to transfer to a four-year institution to study Graphic & Media Design and Communications, with the ultimate ambition of becoming a creative director.

# *SUPER FONT BROS*

**LAMBRIGHT**  
*Graphic Design*  
DESIGNS

Adobe Illustrator  
11 x 14 in  
personal work  
Spring 2025



Created for a student art exhibition, this typographic artwork reimagines Mario and Bowser using letterforms alone. The goal was to evoke nostalgia while preserving the integrity of the original typefaces. Mario was constructed with rounded bubble-style type, while Bowser was rendered in Bodoni Egyptian Pro to convey weight and dominance. An orange and blue palette reinforces character identity. This piece received Best in Show for Digital Art at the Spring 2025 VPCC Student Art Show.

# 45 Type Designs



See More



Adobe Illustrator  
Typography Art 141  
Spring 2025

This series explores how typography alone can communicate emotion and meaning. Each composition visually interprets a single word using only letterforms, color, and spacing. Working exclusively with macOS default fonts encouraged rapid ideation and experimentation. The project strengthened my ability to generate concepts efficiently while working within strict typographic constraints.

# Garamond History Poster

<p>Alphabet</p> <p>aA bB cC dD eE fF gG hH iI jJ kK lL mM nN oO pP qQ rR sS tT uU vV wW xX yY zZ</p> <p>Τώρα ξέρεις ότι τηνεπόμηνη φοράτο αλφάβητο μικρό σου δεν θα τραγουδήσεις μαζίμου</p> <p>Special Characters</p> <p>.,;:“”{} []/ &lt;&gt; = + - _ 0 * &amp; ^ \$ # @ ! % © (c) © ~ = € \$ 1 2 3 4 5 6 7 8 9 10</p>	<p><b>Claude Garamond.</b> EST 1480-1561</p> <p>Claude Garamond was born in Paris, France, on an unknown date, with the estimated year being 1480. Garamond's childhood has very little documentation besides the fact that he was French. However, it is speculated that he was an apprentice of Antoine Augereau, one of the first French printers to use Roman type instead of blackletter.</p> <p>Garamond started off as a punch cutter, creating metal punches for individual letters to print. He broke into the world of typeface design when he manufactured the font Gress du Roi. The font was based on real people's handwriting, as Claude believed that a more natural, handwritten look was far superior to a typeface that used artificial shapes. The font also used ligatures to represent the nuances of handwriting.</p> <p>The font was requested by Robert Estienne to be used in his royally ordered book series. Garamond continued creating typefaces, also being the creator of Eponymous, which is a clean, modern typeface with a slightly condensed, geometric feel, often characterized by its sharp, crisp edges and balanced proportions, and, of course, his namesake, Garamond.</p> <p>Claude Garamond passed away in 1561 at the age of 81.</p> <p><b>Garamond Skellington</b></p> <p>Garamond, an old-style serif font estimated to have been created in 1532, boasts numerous variations, with Monotype, International Typeface Corporation (ITC), and Adobe being among the most notable and widely used. The typeface utilizes serifs, baselines, terminal feet, axes, shoulders, and bowls, contributing to its sophisticated and refined aesthetic. These characteristics lend Garamond a tight and elegant feel, making it a popular choice for both print and digital applications where a sense of classic formality is desired.</p>	<p>Variations</p> <p>Garamond Garamond Garamond Garamond Garamond Garamond Garamond Garamond Garamond Garamond Garamond</p> <p>Fun Facts</p> <p><i>type plagiarism:</i> "Many 'Garamond' typefaces in use today are actually based on the work of Jean Jannon, a 17th-century printer, whose work was mistakenly attributed to Claude Garamond. So, much of what we call Garamond is actually Jannon.</p> <p><i>paying respects:</i> "The novel 'Unbroken: The Story of Louis Zamperini' features characters working for publishing houses named Garamond and Marnette, highlighting the typeface's connection to the world of books. This is more of a literary reference to the typeface, than a statement that the book itself is always printed in Garamond.</p> <p>Garamond is the standard world. The main text of the Harry Potter books is typically set in Adobe Garamond. This is a version of Garamond, specifically Robert Slimbach's 1989 adaptation.</p>
--	--	--

This poster presents the history of the Garamond typeface within a highly constrained space. Designed for audiences interested in typography, the project focuses on organizing dense information through clear hierarchy, alignment, and typographic structure. The result emphasizes clarity and readability while demonstrating effective information design in a limited format.

Adobe Illustrator  
Typography 141  
Spring 2025

# Photoshop Vector Posters



Adobe Photoshop  
Computer Graphics Art 283  
Fall 2024

This poster promotes Busch Gardens' Christmas Town alongside a Sonic ornament. Holiday imagery, typography, and color palettes were combined to clearly communicate both subjects. The project strengthened my vector precision and advanced Pen Tool skills.



# Dreams of Treasure Wine Bottle

Adobe Illustrator, Adobe Photoshop  
Typography Art 141  
Spring 2025



This branding project explores wine label design for a Japanese audience within established brand guidelines. Drawing inspiration from Mount Fuji and Japanese natural imagery, the labels combine deep red tones, watercolor textures, and brush-style typography to create a refined, culturally inspired visual identity. Developed in Illustrator and Photoshop, the project emphasizes consistency, clarity, and cohesion across each label mockup.




## Sell Me a Banane



Adobe Illustrator, Adobe InDesign, and  
Adobe Photoshop  
Communication Design | Art 251  
Spring 2026

This project challenged me to rethink how an everyday product can be marketed beyond the obvious. Focusing on a banana as the subject, I explored unconventional concepts and visual narratives that move away from literal representation, instead emphasizing mood, symbolism, and unexpected contexts.

## Persona Triptych



Adobe Illustrator  
Computerized Graphics 2 | Art 292  
Spring 2026



This piece commemorates the 30th anniversary of the Persona series through a set of three posters, each representing a title from the modern trilogy. Each design draws directly from its game's color palette and typographic identity, while a Bauhaus-inspired approach unifies the series through bold geometry and a cohesive visual system.



# Jimmy DA Greek Rebrand



This branding project modernizes a family-owned Greek restaurant while preserving its identity. Symbolic elements referencing family history were integrated into the redesign. The project strengthened my research process, vector illustration skills, and client-focused design thinking.

# Frank Urso Brand Kit



The Frank Urso Branding Kit is a political campaign package designed for a fictional mayoral candidate in Raleigh. The project uses North Carolina blue, a combination of sans-serif and serif typefaces, and subtle gradients to create a balance between approachability and professionalism. Developed in Illustrator, InDesign, and Photoshop, it showcases the impact of strong, consistent branding, with stock mockups used to present the final materials.

# Toffifee New flavors Packaging



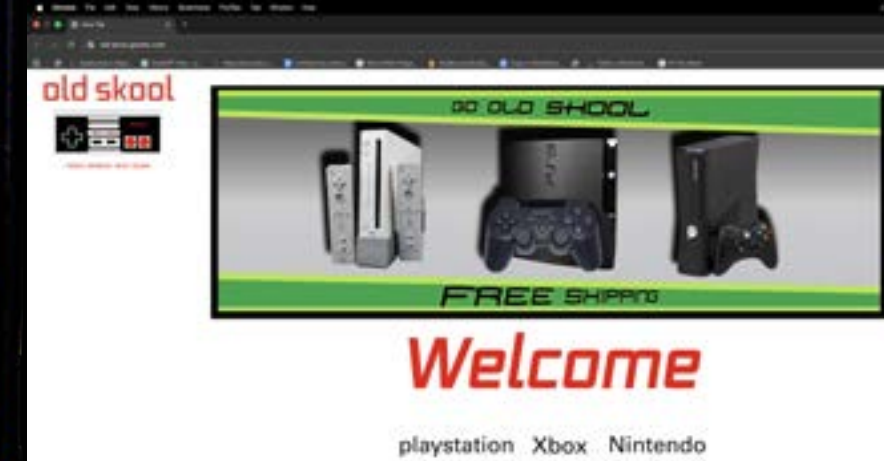
Adobe InDesign and Adobe Photoshop  
Communication Design I Art 251  
Spring 2026

This project expands Toffifee with new flavors inspired by German culture. Each concept stays aligned with the brand's established guidelines. The result demonstrates a strong ability to innovate within an existing identity.

# Go Old Skool Ad Campaign



Adobe Illustrator, Adobe InDesign, and Adobe Photoshop  
Communication Design I Art 251  
Spring 2026



The Go Old Skool Ad Campaign is a multi-platform project celebrating retro gaming, with each piece reflecting a distinct era—from 1980s vaporwave to 2010s Frutiger Aero. Created in Illustrator, Photoshop, and InDesign, it balances diverse styles while maintaining a cohesive visual identity, with consoles represented through a mix of my own photography and stock images.

# Herb Tonic Website


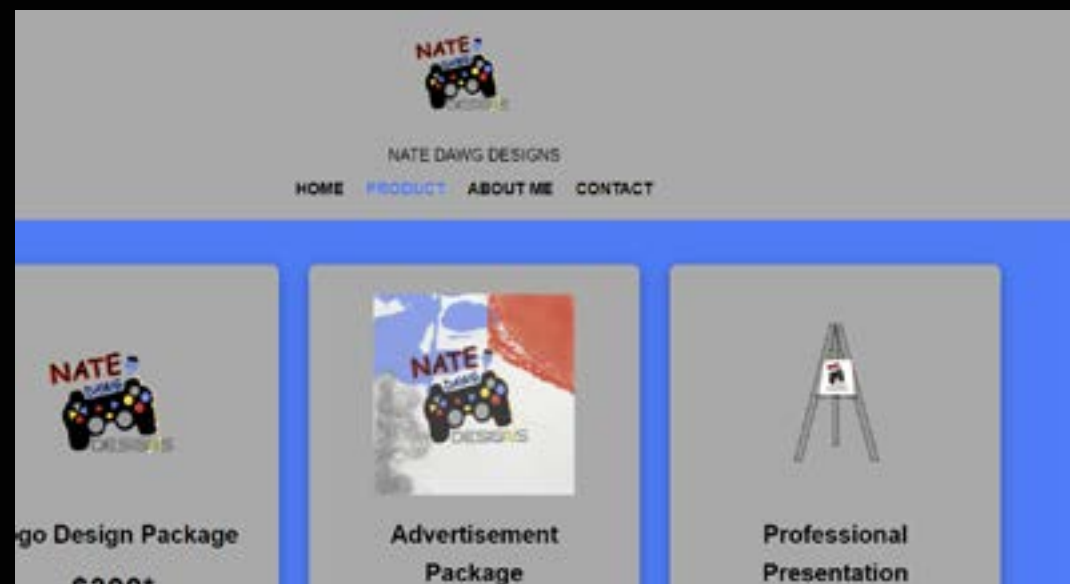
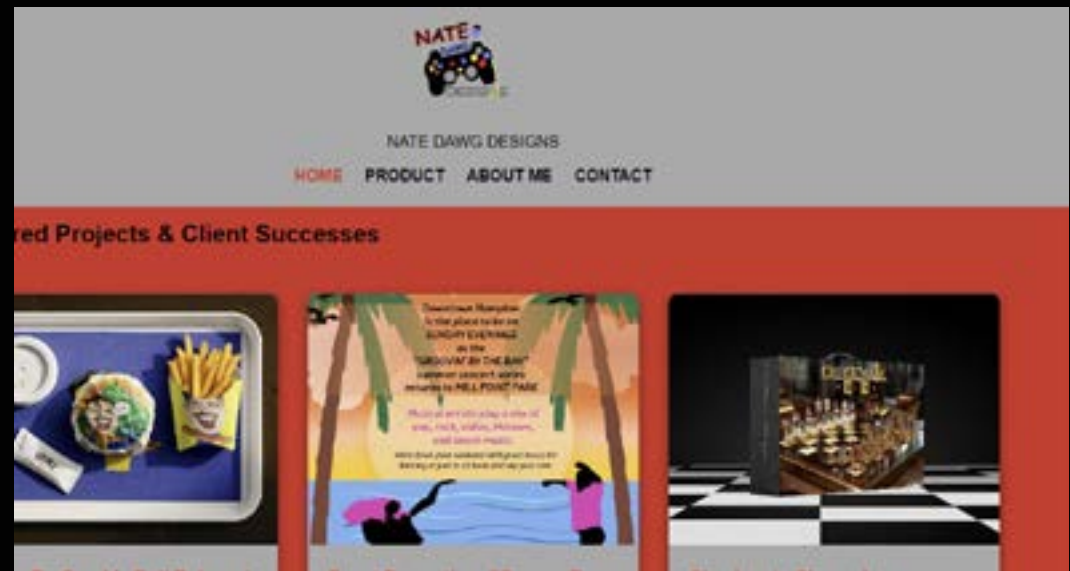


This initiative serves as a strategic pilot for a “Resident Evil Herb Tonic” landing page, developed in Adobe Dreamweaver to explore the intersection of nostalgic aesthetic and modern development workflows. By blending 90s-inspired typography and high-contrast brutalist design with contemporary AI-assisted coding, I aimed to bridge the gap between retro console vibes and the future of the digital arts. This workflow allowed me to focus on high-level art direction and asset composition while leveraging AI to streamline complex backend structures. Embracing these emerging tools serves as a proactive measure for a shifting industry, demonstrating how human creativity and machine efficiency can coexist to produce immersive, brand-centric web experience

Visit here



Adobe Dreamweaver  
Interactive Design | Art 263  
Fall 2025



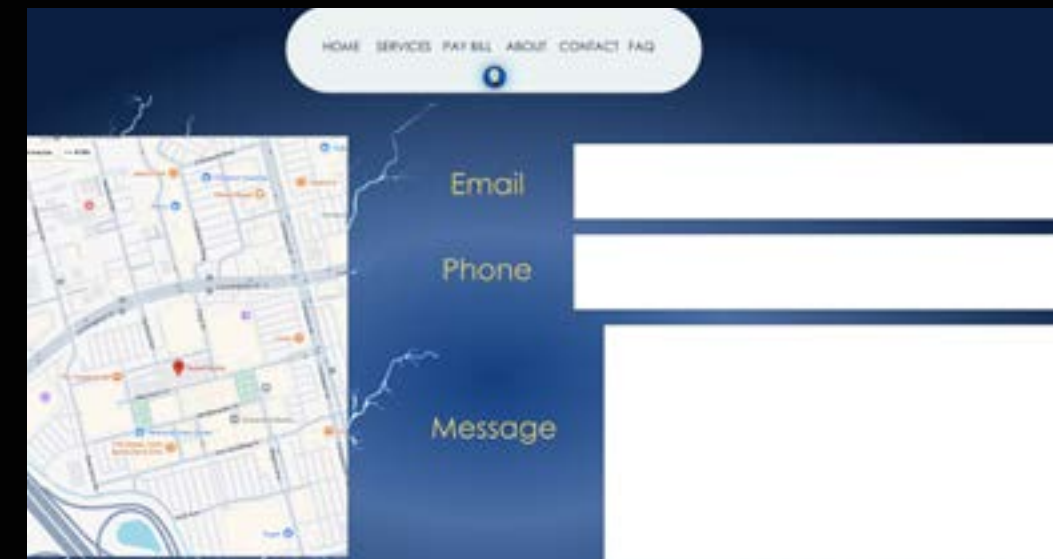
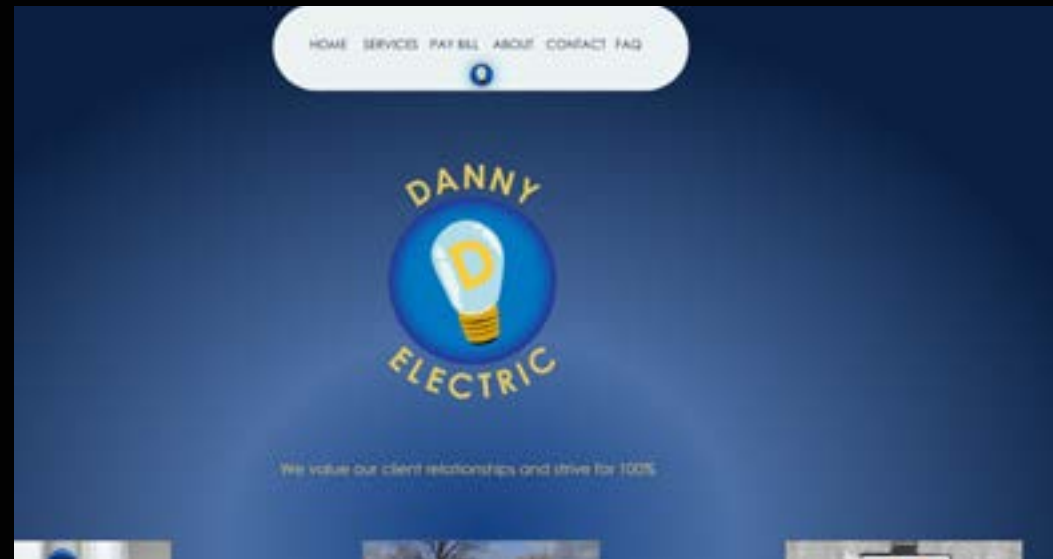
NateDawgDesign is a concept website for my dream graphic design business, built in Dreamweaver to showcase my design vision. Its bold, colorful aesthetic uses the three primary colors to reflect my personality and the style I would bring to my work. The logo features Comic Sans, my favorite font, adding a playful, personal touch. This project allowed me to explore how to translate my creative identity into a cohesive, interactive brand experience.

Visit here



Adobe Dreamweaver  
Interactive Design I Art 263  
Fall 2025

# Dannie Electric Website Redesign



This redesign for Danny Electric transforms a functional service site into a cohesive, brand-driven digital experience. Built in Adobe XD through a structured wireframing process, it prioritizes improved user flow by streamlining billing and payments to reduce client friction. A refined color palette and high-quality imagery establish a modern identity focused on clarity, professionalism, and reliability. An original website link is included for comparison and context.

Visit here



Adobe XD  
Interactive Design 2 Art 264  
Spring 2026

# *Positive and Negative Space*

**LAMBRIGHT**  
*Traditional Work*  
DESIGNS



Ink  
10 × 12 in  
2D Design Art 131  
Spring 2024

## *Gride Self-Portrait*



Graphite  
18 × 24 in  
Foundations of Drawing Art 121  
Fall 2025

## *Monochromatic Landscape*



Acrylic  
8 × 10 in  
2D Design Art 131  
Spring 2024

# Shooting with Glass and Metal

**LAMBRIGHT**  
*Photography*  
DESIGNS



Adobe Photoshop  
Studio Lighting Art 221  
Spring 2025

This studio photography series explores reflection, texture, and material through glass, metal, and liquid. Controlled lighting and Photoshop refinement were used to manage reflections and enhance color. The project improved my ability to work with reflective materials and complex lighting setups.

## *my Sister is a Diva*



Adobe Photoshop  
Studio Lighting Art 221  
Spring 2025

This fashion photoshoot features my sister as a model for Tory Burch. I directed the visuals to convey a sense of elegance with a commanding, confident tone, reinforcing the brand's refined yet powerful identity. An orange backdrop and dramatic hairstyling create strong contrast and add a cinematic edge that elevates the overall composition.

## *Noir Night on the Town*



Adobe Photoshop  
Introduction to Digital Photography  
Art 164  
Spring 2024

This photography series explores nighttime noir through black-and-white imagery, dramatic lighting, and cinematic composition. Styled wardrobe and urban locations reinforce a timeless noir aesthetic. The project strengthened my skills in lighting, composition, and mood-driven portrait photography.

# *Hustle of Life*



**LAMBRIGHT**  
*Video and Animation*  
**DESIGNS**

Adobe Photoshop  
Introduction to Digital Photography  
Art 164  
Spring 2024



“Hustle of Life” is a depth-of-field project exploring human presence within communal spaces. Using shallow focus to create immersive frames, these images look past immediate, textured details to capture distant, blurred moments of movement and transition. This series studies the quiet, human narratives that often go unnoticed in the everyday, turning a casual gaze into an intentional act of observation and introspection..

# Super Mario Name Animation

Adobe Photoshop, Adobe After Effects  
Multimedia Design Art 228  
Fall 2025



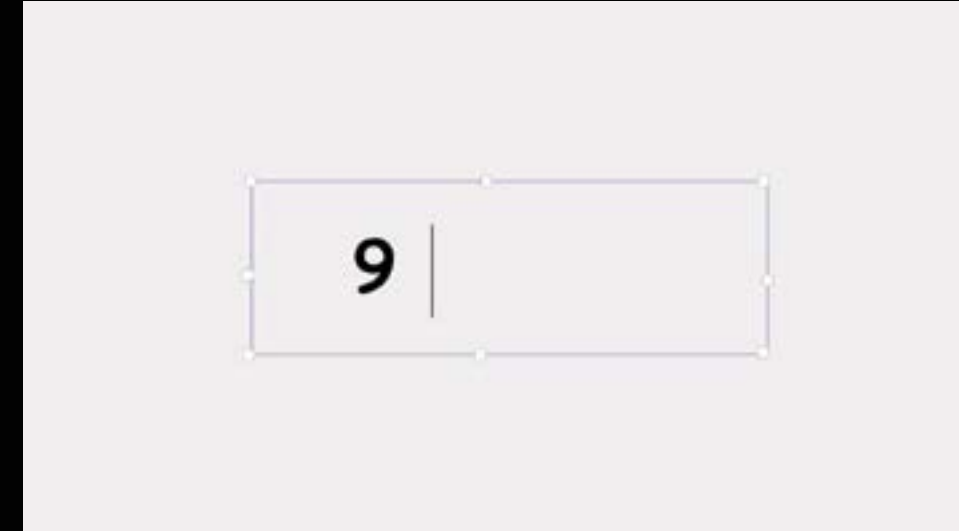
Watch Here




Inspired by classic arcade games, this animation reveals my name through a Super Mario style progression. The project introduced me to storyboarding and narrative motion design.

# 99designs Company Animation

Adobe Illustrator, Adobe After Effects  
Multimedia Design Art 228  
Fall 2025



Watch Here




This short intro animation visualizes the transition from casual creativity to professional branding. Comic Sans is typed, deleted, and replaced with Helvetica to communicate brand refinement. The project strengthened my skills in keyframing, timing, and animated typography.

# Danganronpa V3 Kinetic Type Animation

Adobe Photoshop, Adobe After Effects,  
and Adobe Illustrator  
Multimedia Design Art 228  
Date Created: Fall 2025




Watch Here




This kinetic typography project conveys emotional tension through type driven storytelling, minimal imagery, and symbolic color usage. The project strengthened my timing and audio synchronization skills.

# CHKD Logo Animation

Adobe Illustrator, Adobe After effects  
Multimedia Design 2 Art 229  
Spring 2026



Watch Here




This logo animation for Children's Hospital of the King's Daughters brings the brand to life in a playful, child-friendly way. Inspired by the hospital's welcoming spirit, the animation makes the logo blocks feel fun and approachable while staying true to the brand's cool color palette. Created in Adobe Illustrator and After Effects, the project challenged me to prep and separate a poorly layered logo for animation, strengthening my skills in logo animation and motion design..

# Hero's Journey Video Essay

Adobe Premiere Pro,  
Adobe After Effects,  
Filmora, Adobe Illustrator,  
Adobe Photoshop  
Video Techniques Art 208  
Fall 2025



Watch Here



## Contact Me



[757] 303-5469




[lambrightdesigns@gmail.com](mailto:lambrightdesigns@gmail.com)



[lambrightdesigns.com](http://lambrightdesigns.com)



[nate\\_dawg\\_lam6](https://www.instagram.com/nate_dawg_lam6)



This video essay analyzes how Weathering With You intentionally breaks the Hero's Journey structure. Visual design rules were also deliberately broken to reinforce the argument. The project strengthened my narration, editing precision, and conceptual storytelling skills.

All work copyrighted© by Nathaniel Lambright